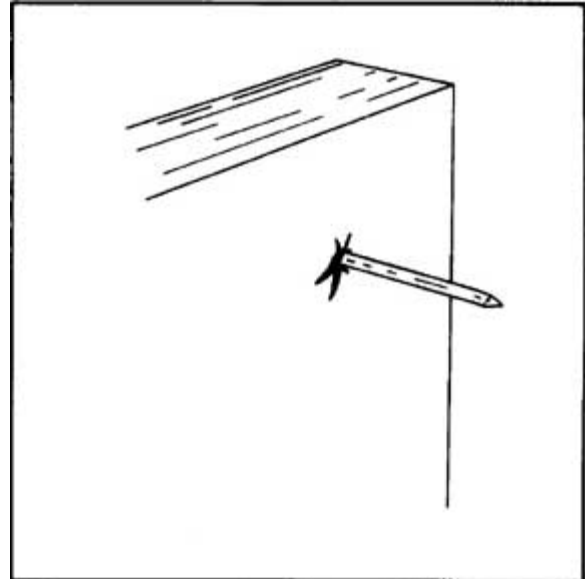





WELDPINS® APPLICATION



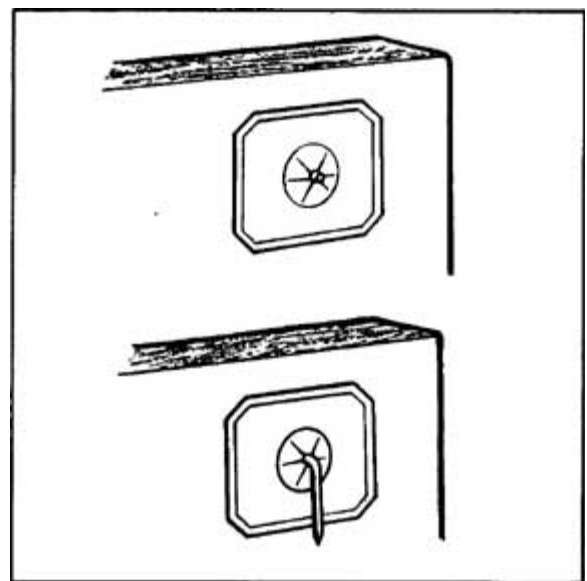
1. WELD PINS IN PLACE



2. HANG INSULATION ON PINS



3. PRESS WASHERS ON PINS TO SECURE INSULATION.



4. EITHER CLIP PINS OFF AT WASHER OR BEND PINS OVER WASHER.

**All information contained herein is subject to change without notice.
For more information-consult your nearby Continental Field sales representative.**